

Research Article

Cite this article: Lévesque J, Dion S, Rico DE, Brassard M-È, Gervais R and Chouinard PY. Milk yield and composition in dairy goats fed extruded flaxseed or a high-palmitic acid fat supplement. *Journal of Dairy Research* <https://doi.org/10.1017/S0022029922000784>

Received: 9 March 2022
Revised: 2 October 2022
Accepted: 9 October 2022

Keywords:

Dairy goat; linseed; milk fatty acid; palmitic acid

Author for correspondence:

P. Yvan Chouinard,
Email: Yvan.Chouinard@fsaa.ulaval.ca

Milk yield and composition in dairy goats fed extruded flaxseed or a high-palmitic acid fat supplement

Janie Lévesque¹, Stéphanie Dion¹, Daniel E. Rico¹, Marie-Ève Brassard², Rachel Gervais² and P. Yvan Chouinard²

¹Centre de recherche en sciences animales de Deschambault, Deschambault, QC, G0A 1S0, Canada and
²Département des sciences animales, Université Laval, Québec, QC, G1V 0A6, Canada

Abstract

We compared the potential of dietary lipid supplements of different fatty acid compositions to affect milk performance when early lactation dairy goats were fed a high-concentrate diet. Thirty Alpine goats at 23 ± 5 d in milk were allocated to 1 of 10 blocks according to parity and milk fat concentration. Within each block, goats were randomly assigned to receive, during a period of 41 d, either CONT) a basal diet with a forage to concentrate ratio of 45:55, used as control, or PALM) the basal diet + 2% of a palmitic acid-enriched fat supplement, or FLAX) the basal diet + 7% of extruded flaxseed. Body weight, dry matter intake and milk yield were not different between treatments. As compared with CONT, goats fed PALM and FLAX had a greater milk fat concentration. Moreover, milk fat yield was numerically (but non-significantly) greater with PALM than with CONT. Milk fat from goats receiving PALM had a greater concentration of 16:0 as compared with CONT and FLAX, whereas a greater concentration of *cis*-9, *cis*-12, *cis*-15 18:3 was observed when goats were fed FLAX as compared with CONT and PALM. Under the conditions of the current experiment, dietary fat supplementation had only minor impacts on the yield of major milk constituents, with the exception of a modest increase in fat yield when goats were fed PALM. The impact of a greater concentration of 16:0 in milk fat of goats receiving this feed ingredient on the nutritive value of dairy products remains to be determined.

High producing dairy goats must be fed diets with a large amount of starchy concentrates to support their energy requirements (National Research Council, 2007), if they are to attain maximum levels of lactation performances. Such feeding practice has been shown to interfere with rumen function and to trigger a shift from the *trans*-11 to the *trans*-10 pathway of ruminal biohydrogenation of polyunsaturated fatty acids (FA), leading to the production of *trans*-10, *cis*-12 18:2 (Zheng *et al.*, 2020). This conjugated linoleic acid isomer is known to down-regulate genes involved in mammary lipogenesis, thus inhibiting milk fat synthesis in dairy goats (Lock *et al.*, 2008; Zheng *et al.*, 2020).

Relative to the bovine, the caprine appears to be less sensitive to diet-induced milk fat depression (Chilliard *et al.*, 2014). As a result, feeding varying lipid sources rich in unsaturated FA has been shown to increase milk fat secretion in lactating dairy goats, with little impact on milk yield (Chilliard *et al.*, 2003). In this regard, dietary addition of extruded flaxseed as a source of α -linolenic acid (*cis*-9, *cis*-12, *cis*-15 18:3) increased milk fat concentration (Renna *et al.*, 2013; Bennato *et al.*, 2020) or yield (Chilliard *et al.*, 2013; Bernard *et al.*, 2016) with varying effects on milk production under different experimental conditions.

High-palmitic acid (16:0) lipid supplements have been extensively investigated to determine their feeding value for dairy cows (Mosley *et al.*, 2007; Piantoni *et al.*, 2013; Rico *et al.*, 2017) and were shown in these experiments to increase milk fat concentration and yield when compared with low-fat control diets. However, studies evaluating the impact of dietary lipids rich in 16:0 on milk yield and fat secretion in lactating dairy goats are scarce. In a rare comparison published several decades ago, Astrup *et al.* (1985) observed that milk yield was not affected, whereas milk fat concentration was increased by 1.14 percentage units (+32%) in goats receiving 100 g/d of 16:0. This experiment was conducted with goats in the last third of their lactation, yet Chilliard *et al.* (2003) stated that the impact of lipid supplementation on milk fat secretion could be of lower magnitude in late than in early lactation. Therefore, the objective of the current trial was to further document the potential of fat supplementation to improve lactation performances in high-producing dairy goats. We hypothesised that dietary lipid addition would increase milk fat concentration and yield, the response being of greater magnitude with saturated than with unsaturated FA sources.

© The Author(s), 2022. Published by Cambridge University Press on behalf of Hannah Dairy Research Foundation. This is an Open Access article, distributed under the terms of the Creative Commons Attribution licence (<https://creativecommons.org/licenses/by/4.0/>), which permits unrestricted re-use, distribution, and reproduction in any medium, provided the original work is properly cited.



Materials and methods

Goats, experimental design and dietary treatments

The experimental procedures involving dairy goats followed the guidelines of the Canadian Council on Animal Care (2009) and were approved by the local animal care committee. The experiment was conducted at the Centre de Recherche en Sciences Animales de Deschambault, QC, Canada in a pen facility equipped with Calan gate feeders (American Calan, Northwood, NH, USA). Goats were housed on wood shavings, to prevent consumption of litter material, and had free access to water at all times.

Thirty Alpine goats (6 primiparous, 24 multiparous) were enrolled at kidding. They were first fed a pretreatment total mixed ration (TMR), with a forage-to-concentrate ratio of 55:45 (27.7% NDF and 17.9% starch) on a dry matter (DM) basis (Table 1). This TMR was based on alfalfa silage and ground barley, and was formulated to meet or exceed energy and nutrient requirements using the Small Ruminant Nutrition System (version 1.9.6; Tedeschi *et al.*, 2010). Daily TMR was offered in two equal meals at 10:00 and 18:00 h. As a precaution to prevent ruminal disturbance at the initiation of lactation, goats were offered 100 g/d of grass hay before the morning feeding during the pretreatment period. Alfalfa silage was sampled once a week and dried at 55°C for 72 h to determine its DM content, and to adjust the proportion of feed ingredients in TMR on an as-fed basis. Goats were milked twice daily at 7:00 and 17:00 h. In order to facilitate goat handling, the cracked corn portion of the diet was offered at the parlour in two equal meals, at the time of milking.

After 23 ± 5 d on the pretreatment TMR, goats were allocated to 1 of 10 blocks according to parity and milk fat concentration. Within each block, goats were randomly assigned to one of three dietary treatments (Table 1; DM basis) as follows: (i) a basal diet with a F:C ratio of 45:55 used as control (CONT); (ii) the basal diet supplemented with 2% of a 16:0-enriched fat product (Palmit®, Natu'oil Services Inc., Port Coquitlam, BC, Canada; PALM); and (iii) the basal diet supplemented with 7% of an extruded mixture of 30% wheat bran and 70% whole flaxseed (Val-160™, Valorex, Combourtillé, France; FLAX) as a source of α -linolenic acid (*cis*-9, *cis*-12, *cis*-15 18:3). The experimental period was 41 d in length.

Experimental measurements, samplings and analyses

Data collected on the last 4 d of the pre-treatment period (referred to as day 0) were used as covariates. In addition, goats were subjected to repeated measures during the experimental period on days 7–10, 17–20, and 38–41 (referred to as days 10, 20, and 41, respectively). At each of these periods, goats were weighed on 3 consecutive days after the morning milking. Dry matter intake was determined on 4 consecutive days, and samples of TMR and refusals were collected. At the end of each period, TMR were pooled by treatment and refusals were pooled by goat. Samples of TMR were analysed for residual moisture, neutral detergent fibre, acid detergent fibre, crude protein, organic matter, starch and ash concentrations as described in the online Supplementary File, Materials and methods. Samples of TMR and refusals were analysed for FA profiles using gas chromatography as described by Villeneuve *et al.* (2013). Milk yield was recorded for 6 consecutive milkings using Waikato MKV milk meters (Waikato Milking Systems LP, Hamilton, New Zealand). Milk samples were harvested at each milking and pooled by goat on a daily basis, proportionately to milk yield. A first set of subsamples was stored at 4°C with 2-bromo-2-nitropropane-1,3-diol as preservative. These

Table 1. Composition of pretreatment and experimental diets

	Pretreatment ^b	Treatment ^a		
		CONT	PALM	FLAX
Ingredient, g/100 g of dry matter				
Alfalfa silage	55.0	45.0	45.0	45.0
Ground barley	32.3	41.1	38.7	38.7
Cracked corn ^c	3.9	3.9	3.9	3.9
Corn gluten meal	1.8	3.0	3.4	3.4
Flaxseed meal	2.9	2.9	2.9	–
Wheat bran	2.1	2.1	2.1	–
Palmitic acid supplement ^d	–	–	2.0	–
Extruded flaxseed ^e	–	–	–	7.0
Vitamins and minerals ^f	2.0	2.0	2.0	2.0
Chemical composition, g/100 g of dry matter				
Dry matter, g/100 g as fed	41.0	44.9	44.5	44.7
Organic matter	93.0	93.6	93.8	93.7
Crude protein	17.0	16.9	16.6	16.7
Acid detergent fibre	21.3	18.4	18.4	18.9
Neutral detergent fibre	27.4	25.3	25.5	25.1
Starch	17.9	20.1	19.4	18.7
NE _L ^g , Mcal/kg dry matter	1.60	1.65	1.71	1.71
Fatty acid profile, mg/g of dry matter				
10:0	0.08	0.09	0.08	0.10
12:0	0.08	0.05	0.20	0.05
14:0	0.18	0.18	0.88	0.20
<i>cis</i> -9 14:1	0.03	0.05	0.05	0.06
16:0	4.81	4.95	19.48	6.18
<i>cis</i> -9 16:1	0.07	0.07	0.08	0.08
18:0	0.75	0.61	1.18	1.41
<i>cis</i> -9 18:1	2.60	2.67	3.86	5.66
<i>cis</i> -11 18:1	0.20	0.16	0.18	0.30
<i>cis</i> -9, <i>cis</i> -12 18:2	7.51	7.71	7.76	10.51
<i>cis</i> -9, <i>cis</i> -12, <i>cis</i> -15 18:3	6.63	5.78	5.67	14.87
20:0	0.14	0.13	0.14	0.16
Total fatty acids	23.4	22.5	39.6	39.6

^aCONT, Unsupplemented control diet; PALM, Diet supplemented with palmitic acid; FLAX, Diet supplemented with extruded flaxseed.

^bGoats were offered 100 g/d of grass hay in addition to the basal diet.

^cFed at the milking parlour in two equal meals daily.

^dPalmit 80®; Natu'oil Services Inc., Port Coquitlam, BC, Canada.

^eVal 160™; Extruded mixture of 30% wheat bran and 70% whole flaxseed; Valorex, Combourtillé, France.

^fContained 200 g/kg Ca, 20 g/kg P, 95 g/kg Na, 50 g/kg Mg, 1 g/kg K, 14 g/kg S, 45 mg/kg I, 840 mg/kg Fe, 600 mg/kg Cu, 2000 mg/kg Mn, 3000 mg/kg Zn, 25 mg/kg Se, 20 mg/kg Co, 200 mg/kg F, 300 000 IU vitamin A, 100 000 IU vitamin D, and 1500 IU vitamin E.

^gCalculated using Small Ruminant Nutrition System (version 1.9.6; Tedeschi *et al.*, 2010).

subsamples were sent to a commercial laboratory (Lactanet, Ste-Anne-de-Bellevue, QC, Canada) where they were analysed for fat, protein, lactose and urea-N concentration by infrared absorption spectroscopy using a Foss MilkoScan FT 6000 (Foss,

Hillerød, Denmark), as well as for somatic cell count determination using a Fossomatic FC (Foss). A second set of subsamples without preservative was stored at -20°C until FA analysis following the procedure described by Boivin *et al.* (2013), and reported in the online Supplementary File, Material and methods.

Ruminal fluid was collected during one day at all collection periods, except the one conducted on day 10. Samples were harvested at 0, 2, 4, 6 and 8 h after the morning meal. Collections were performed using a flexible plastic tube connected to a metal sieve with 1-mm openings to filter the rumen fluid. This sampling apparatus was inserted into the rumen through the mouth. The liquid was aspirated with a 60-ml syringe, and immediately used for pH measurement (Accumet pH Meter 925, Fisher Scientific, Hampton, NH, USA). Two 10-ml samples were then prepared into 20-ml glass vials containing 200 μl of H_2SO_4 (50%, v/v), and stored at -20°C for subsequent analysis of volatile FA (VFA) profile by gas chromatography as described by Alfonso-Avila *et al.* (2017).

Statistical analysis

Data were analysed using the REPEATED statement in the MIXED procedure of SAS (version 9.4; SAS Institute Inc., Cary, NC) according to the following model:

$$Y_{ijkl} = \mu + T_i + B_j + G_{kj} + D_l + \text{TD}_{il} + C + \varepsilon_{ijkl}$$

where μ is the overall mean, T_i denotes the fixed effect of the i th treatment, B_j is the random effect of the j th block ($j = 1$ to 10), G_{kj} is the random effect of the k th goat ($k = 1$ to 3) within the j th block, D_l refers to the fixed effect of the l th sampling time ($l = 1$ to 3), TD_{il} is the interaction term of the i th treatment and the l th sampling time, C is the covariate adjustment for each goat ($C = 1$ –30), and ε_{ijkl} denotes the residual error. Goat within block was included in the model as the subject of the repeated statement.

Because no differences were observed between the last two collection periods, data were combined, and the reduced following model was fitted:

$$Y_{ijk} = \mu + T_i + B_j + G_{kj} + C + \varepsilon_{ijk}$$

Least-squares means pairwise comparisons were performed with Tukey's adjustment. Results are reported as least-squares means. Significant differences were declared at $P \leq 0.05$. Values differing non-significantly at $0.05 < P \leq 0.10$ are mentioned as numerical differences in Results.

Results

Supplementing the TMR with both experimental lipids, at the expense of ground barley, slightly decreased starch concentration

Table 2. Average body weight, dry matter intake, milk yield, and milk composition in dairy goats fed different lipid supplements from days 20 and 41 of the experimental period

Item	Treatment ^{1,2}			SEM	P-value ³
	CONT	PALM	FLAX		
Body weight, kg	61.1	59.4	60.4	0.7	0.23
Dry matter intake, kg/d	3.57	3.22	3.31	0.16	0.30
Milk yield, kg/d					
Actual	4.86	5.05	4.56	0.27	0.23
Fat-corrected ⁴	4.55	4.95	4.48	0.23	0.16
Feed efficiency					
Actual milk/intake, kg/kg	1.39	1.54	1.40	0.07	0.29
Fat-corrected milk/intake, kg/kg	1.31	1.51	1.38	0.07	0.14
Milk fat					
Concentration, g/100 g	3.61 ^b	3.92 ^a	3.91 ^a	0.08	<0.01*
Yield, g/d	174 _y	196 _z	177 _{zy}	8	0.09
Milk protein					
Concentration, g/100 g	3.34 ^{ab}	3.29 ^b	3.45 ^a	0.04	0.01*
Yield, g/d	160	166	156	8	0.50
Milk lactose					
Concentration, g/100 g	4.32	4.35	4.41	0.04	0.22
Yield, g/d	209	219	201	11	0.32
Milk urea-N, mg/dL	31.1 _z	29.5 _{zy}	29.0 _y	0.7	0.07
Somatic cell score ⁵	2.46 _{zy}	1.51 _y	2.84 _z	0.38	0.06

¹CONT, Unsupplemented control diet; PALM, Diet supplemented with palmitic acid; FLAX, Diet supplemented with extruded flaxseed.

²Within a row, means without a common superscript letter differ (a,b; $P \leq 0.05$) or tend to differ (z,y; $0.05 < P \leq 0.10$).

³Interaction of time \times treatment: * $P \leq 0.05$ (see Fig. 1).

⁴4% FCM = actual milk yield, kg/d \times [0.411 + (0.147 \times milk fat, %)]; Mavrogenis and Papachristoforou (1988).

⁵Somatic cell score = $\log_2(\text{somatic cell count}/100\,000) + 4$; (Shook, 1982).

compared with CONT (-5.2% on average; Table 1). Adjustment to the supply of corn gluten meal allowed us to obtain experimental diets with similar crude protein concentrations. Both lipid supplements increased the FA concentration of TMR by 76%. Supplementing the TMR with PALM increased the concentration of 16:0, which reached 49% of total FA, whereas dietary addition of FLAX increased the concentration *cis*-9, *cis*-12, *cis*-15 18:3 up to 37.6% of total dietary FA (Table 1).

Similar body weight, DM intake, actual and fat-corrected milk yield as well as feed efficiency were observed between treatments on days 20 and 41 of the feeding trial (Table 2). During the same period, feeding PALM and FLAX increased milk fat concentration, and PALM produced a non-significant numerical increase in milk fat yield as compared with CONT (Table 2). Milk fat concentration gradually declined over the experimental period, when the level of concentrate was increased in the TMR, and as goats reached their lactation peak, when compared with the pretreatment period (Fig. 1a). The decrease was of a lower magnitude when TMR was supplemented with PALM or FLAX as compared with CONT on days 20 and 41 of the feeding trial. Milk protein concentration was greater with FLAX, intermediate with CONT, and lesser with PALM (Table 2). These differences gradually developed over the course of the experimental period (Fig. 1b). Milk protein yield as well as lactose concentration and yield were similar among treatments. Milk urea-N was numerically greater with CONT than with FLAX, whereas an intermediate concentration was observed with PALM. Milk somatic cell score was numerically greater with FLAX than with PALM, whereas an intermediate score was observed with CONT. Ruminal pH (\bar{x} = 6.33), total concentration of VFA (\bar{x} = 82.8 mmol/l), relative proportions of acetate (\bar{x} = 62.6 mol/100 mol), propionate (\bar{x} = 20.7 mol/100 mol), and butyrate (\bar{x} = 12.4 mol/100 mol), as well as the acetate-to-propionate ratio (\bar{x} = 3.14) were not different between treatments (online Supplementary File, Table S1).

Feeding FLAX increased the concentration of preformed FA in milk fat as compared with CON and PALM (Table 3). The rise was gradual over the first 20 d of the experimental period (Fig. 2a), remained stable thereafter and was compensated by a concomitant decrease in concentrations of FA of mixed origins (i.e., 16:0 + *cis*-9 16:1; Fig. 2b) and of *de novo* synthesised FA (Fig. 2c). On the other hand, dietary addition of PALM increased milk fat concentration 16:0 + *cis*-9 16:1, lowered the concentrations of *de novo* synthesised FA, but did not affect the proportions of preformed FA as compared with CONT.

As the intake of *cis*-9, *cis*-12, *cis*-15 18:3 was greater with FLAX than with CONT or PALM (Table 4; Fig. 3a), concentration and yield of this FA increased in milk fat (Tables 3 and 4, Fig. 3b and 3c). Treatments did not differ in the yield of FA of the *n*-3 family other than *cis*-9, *cis*-12, *cis*-15 18:3 (Table 4). Dietary supply of FLAX also increased milk fat concentration of *cis*-9, *trans*-11, *cis*-15 18:3, *trans*-11, *cis*-15 18:2, *cis*-9, *trans*-11 18:2, *trans*-11 18:1, and *trans*-10 18:1, but did not affect the proportion of *trans*-10, *cis*-12 18:2 (Table 3, Fig. 4). The apparent transfer efficiency, from diet to milk, of *cis*-9, *cis*-12, *cis*-15 18:3 (Fig. 3d) and total *n*-3 FA (Fig. 3f) was lower with FLAX as compared with CONT and PALM (Table 4). Intake, *cis*-9, *cis*-12 18:2 was also increased with FLAX, but its secretion remained unchanged as compared with CONT and PALM. The transfer efficiency of this *n*-6 FA was least with FLAX, intermediate with CONT and greatest with PALM.

As compared with CONT, feeding PALM and FLAX significantly reduced (15:0 and 17:0) and caused a non-significant

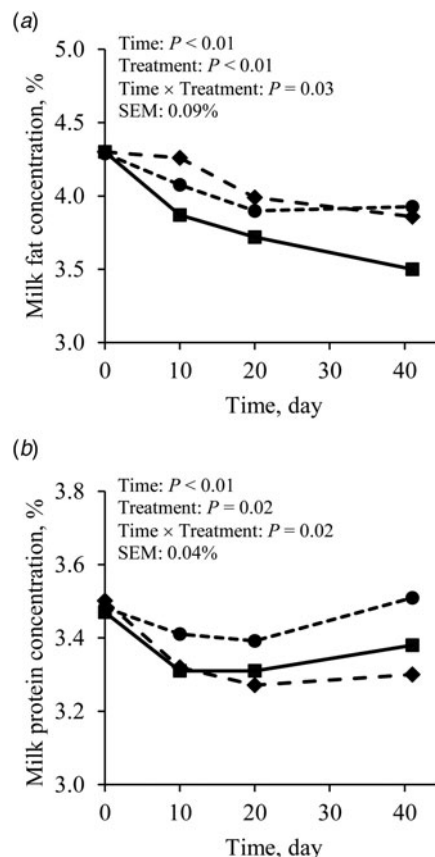


Fig. 1. Concentrations of (a) milk fat and (b) milk protein in dairy goats fed different lipid supplements over a 41-d experimental period. ■: Unsupplemented control diet (Cont); ◆: Diet supplemented with palmitic acid; and ●: Diet supplemented with extruded flaxseed; referred to as CONT, PALM, and FLAX, respectively, in text and tables. Table values and statistical comparisons are presented in the online Supplementary File, Table S2.

numerical reduction (11:0 and 13:0) in milk fat concentrations of odd-chain FA (Table 3). Moreover, dietary supply of FLAX decreased the concentration of iso 16:0 and caused a numerical decrease in iso 14:0 and iso 15:0, whereas it did not affect the proportions of other identified branched-chain FA (iso 13:0, anteiso 13:0, anteiso 17:0, anteiso 15:0, iso 17:0, and iso 18:0) relative to CONT.

Discussion

The lack of effect of lipid supplements on milk yield in the current trial is in accordance with previous experiments studying the impact of extruded flaxseed (Renna et al., 2013; Bernard et al., 2016; Klir et al., 2017) or 16:0 supplement (Astrup et al., 1985) in dairy goats. Moreover, the substitution of lipid for starch did not seem to have affected ruminal fermentation pattern, as pH and relative proportions of VFA were not different between treatments. Data on the effects of fat supplementation on ruminal fermentation in dairy goats are scarce and inconsistent. While no information is available regarding 16:0 supplements, Kholif et al. (2016) have shown that feeding flaxseed oil reduced ruminal pH and relative proportion of acetate, but increased the concentration of total volatile FA and the relative proportion of propionate. Such impacts on rumen environment were not observed in the current trial.

Table 3. Average milk fat composition in dairy goats fed different lipid supplements from days 20 and 41 of the experimental period

Item, g/100 g of fat	Treatment ^{1,2}			SEM	P-value ³
	CONT	PALM	FLAX		
4:0	1.79 _y	1.92 _z	1.85 _{zy}	0.04	0.10
6:0	1.78 ^{ab}	1.71 ^b	1.84 ^a	0.04	<0.01
8:0	2.15 ^a	1.91 ^b	2.16 ^a	0.07	<0.01
10:0	9.19 ^a	7.82 ^b	8.08 ^b	0.29	<0.01
10:1	0.177	0.152	0.159	0.008	0.06
11:0	0.115 _z ^a	0.094 _y ^{ab}	0.092 _y ^b	0.006	0.03
12:0	5.67 _z ^a	5.00 _y ^{ab}	4.49 _y ^b	0.22	<0.01
<i>cis</i> -9 12:1	0.145 ^a	0.123 ^{ab}	0.103 ^b	0.008	<0.01
iso 13:0	0.018	0.016	0.016	0.001	0.38
anteiso 13:0	0.012	0.012	0.011	0.001	0.78
13:0	0.092 _z ^a	0.079 _y ^{ab}	0.077 _y ^b	0.004	0.04
iso 14:0	0.083 _z	0.075 _{zy}	0.074 _y	0.003	0.07
14:0	11.7 ^a	10.5 ^b	9.99 ^b	0.26	<0.01
<i>cis</i> -9 14:1	0.176 _z ^a	0.156 _y ^a	0.118 _x ^b	0.006	<0.01
<i>cis</i> -11 14:1	0.170 _z ^a	0.143 _y ^{ab}	0.127 _y ^a	0.010	<0.01
iso 15:0	0.129 _z	0.118 _{zy}	0.116 _y	0.003	0.06
anteiso 15:0	0.289	0.266	0.280	0.016	0.09
15:0	0.772 ^a	0.676 ^b	0.667 ^b	0.022	<0.01
iso 16:0	0.331 ^a	0.275 ^b	0.269 ^b	0.019	0.01
16:0	26.2 ^b	29.2 ^a	21.0 ^c	0.38	<0.01
<i>trans</i> -9 16:1	0.046 ^b	0.052 ^b	0.092 ^a	0.004	<0.01
iso 17:0 ⁴	0.224 _z ^a	0.194 _y ^b	0.223 _z ^{ab}	0.009	0.03
<i>cis</i> -9 16:1	0.490 ^b	0.620 ^a	0.403 ^c	0.022	<0.01
anteiso 17:0 ⁵	0.405	0.368	0.384	0.012	0.14
<i>cis</i> -11 16:1	0.021	0.019	0.018	0.001	0.30
<i>cis</i> -13 16:1	0.272 ^a	0.213 ^b	0.186 ^b	0.013	<0.01
17:0	0.222 ^a	0.198 ^b	0.199 ^b	0.008	0.02
<i>cis</i> -7 17:1	0.013 _z	0.012 _{zy}	0.010 _y	0.001	0.10
<i>cis</i> -8 17:1	0.003	0.005	0.003	0.001	0.18
<i>cis</i> -9 17:1	0.087 ^a	0.088 ^a	0.069 ^b	0.008	<0.01
iso 18:0	0.016	0.013	0.015	0.003	0.42
18:0	4.54 ^b	4.64 ^b	6.78 ^a	0.22	<0.01
<i>trans</i> -4 18:1	0.013	0.011	0.015	0.001	0.06
<i>trans</i> -5 18:1	0.014	0.014	0.016	0.001	0.25
<i>trans</i> -6-8 18:1	0.161 ^b	0.175 ^b	0.254 ^a	0.009	<0.01
<i>trans</i> -9 18:1	0.363	0.384	0.451	0.034	0.11
<i>trans</i> -10 18:1	0.237 ^b	0.224 ^b	0.351 ^a	0.015	<0.01
<i>trans</i> -11 18:1	0.483 ^b	0.566 ^b	1.030 ^a	0.051	<0.01
<i>trans</i> -12 18:1	0.173 ^b	0.172 ^b	0.459 ^a	0.028	<0.01
<i>trans</i> -13-14 18:1	0.165 ^b	0.139 ^b	0.665 ^a	0.069	<0.01
<i>trans</i> -15 18:1	0.356 ^b	0.346 ^b	0.743 ^a	0.034	<0.01

(Continued)

Table 3. (Continued.)

Item, g/100 g of fat	Treatment ^{1,2}			SEM	P-value ³
	CONT	PALM	FLAX		
<i>trans</i> -16 18:1	0.206 ^b	0.197 ^b	0.558 ^a	0.026	<0.01
<i>cis</i> -6-8 18:1	0.123 _y	0.133 _{zy}	0.168 _z	0.014	0.07
<i>cis</i> -9 18:1 ⁶	11.4 ^b	12.2 ^b	13.7 ^a	0.97	<0.01
<i>cis</i> -11 18:1	0.573	0.579	0.574	0.044	0.99
<i>cis</i> -12 18:1	0.334 ^b	0.321 ^b	0.696 ^a	0.055	<0.01
<i>cis</i> -13 18:1	0.068 ^b	0.076 ^b	0.147 ^a	0.019	<0.01
<i>cis</i> -14 18:1	0.042 ^b	0.042 ^b	0.093 ^a	0.006	<0.01
<i>cis</i> -15 18:1	0.076 ^b	0.092 ^b	0.386 ^a	0.015	<0.01
<i>cis</i> -9, <i>cis</i> -12 18:2	1.78	1.75	1.87	0.06	0.25
<i>cis</i> -9, <i>trans</i> -11 18:2 ⁷	0.231 ^b	0.255 ^b	0.441 ^a	0.026	<0.01
<i>cis</i> -9, <i>trans</i> -12 18:2	0.062 ^b	0.056 ^b	0.138 ^a	0.005	<0.01
<i>trans</i> -8, <i>cis</i> -12 18:2	0.237 ^b	0.245 ^b	0.587 ^a	0.026	<0.01
<i>trans</i> -8, <i>cis</i> -13 18:2	0.089 ^b	0.099 ^b	0.253 ^a	0.010	<0.01
<i>trans</i> -9, <i>trans</i> -12 18:2	0.025 ^b	0.024 ^b	0.046 ^a	0.003	<0.01
<i>trans</i> -9, <i>cis</i> -12 18:2	0.052 ^b	0.053 ^b	0.074 ^a	0.003	<0.01
<i>trans</i> -10, <i>cis</i> -12 18:2	0.009	0.009	0.009	0.000	0.68
<i>trans</i> -11, <i>cis</i> -15 18:2	0.070 ^b	0.075 ^b	0.320 ^a	0.014	<0.01
<i>cis</i> -9, <i>trans</i> -11, <i>cis</i> -15 18:3	0.029 ^b	0.030 ^b	0.059 ^a	0.003	<0.01
<i>cis</i> -6, <i>cis</i> -9, <i>cis</i> -12 18:3	0.027	0.029	0.023	0.001	0.06
<i>cis</i> -9, <i>cis</i> -12, <i>cis</i> -15 18:3	0.709 ^b	0.654 ^b	1.188 ^a	0.060	<0.01
<i>cis</i> -6, 9, 12, 15 18:4	0.014 ^b	0.015 ^b	0.027 ^a	0.001	<0.01
19:0	0.057 ^b	0.055 ^b	0.081 ^a	0.007	<0.01
20:0	0.110 ^{ab} _y	0.106 ^b _y	0.127 ^a _z	0.005	0.02
<i>cis</i> -9 20:1	0.008 ^{ab}	0.006 ^b	0.010 ^a	0.001	<0.01
<i>cis</i> -11 20:1	0.019	0.016	0.025	0.003	0.13
<i>cis</i> -11, <i>cis</i> -14 20:2	0.019	0.017	0.019	0.001	0.68
<i>cis</i> -11, <i>cis</i> -14, <i>cis</i> -17 20:3	0.014	0.011	0.015	0.001	0.16
<i>cis</i> -8, <i>cis</i> -11, <i>cis</i> -14 20:3	0.019 ^a _z	0.018 ^{ab} _z	0.015 ^b _y	0.001	0.02
<i>cis</i> -8, 11, 14, 17 20:4	0.015	0.014	0.014	0.001	0.92
<i>cis</i> -5, 8, 11, 14 20:4	0.105 ^a	0.097 ^{ab}	0.081 ^b	0.006	0.05
<i>cis</i> -5, 8, 11, 14, 17 20:5	0.053 ^b	0.053 ^b	0.074 ^a	0.004	<0.01
22:0	0.035	0.033	0.037	0.002	0.43
<i>cis</i> -13 22:1	0.011	0.012	0.011	0.000	0.68
<i>cis</i> -13, <i>cis</i> -16 22:2	0.012 ^a	0.01 ^b	0.012 ^{ab}	0.000	0.04
<i>cis</i> -13, <i>cis</i> -16, <i>cis</i> -19 22:3	0.010	0.010	0.008	0.001	0.31
<i>cis</i> -7, 10, 13, 16 22:4	0.016 _z	0.014 _{zy}	0.013 _y	0.001	0.11
<i>cis</i> -7, 10, 13, 16, 19 22:5	0.069	0.057	0.073	0.006	0.22
<i>cis</i> -4, 7, 10, 13, 16, 19 22:6	0.024 _z	0.018 _y	0.023 _{zy}	0.002	0.06
24:0	0.021	0.019	0.020	0.002	0.59
<i>cis</i> -15 24:1	0.009	0.009	0.010	0.001	>0.99
Others	1.11 ^b	1.02 ^b	1.52 ^a	0.04	<0.01

(Continued)

Table 3. (Continued.)

Item, g/100 g of fat	Treatment ^{1,2}			SEM	P-value ³
	CONT	PALM	FLAX		
Glycerol	12.6 ^a	12.5 ^b	12.4 ^b	0.05	<0.01
Sum of fatty acids					
<i>De novo</i> synthesised ⁸	31.1 ^a	27.6 ^b	27.0 ^b	0.86	<0.01
Mixed origin ⁹	26.7 ^b	29.9 ^a	21.4 ^c	0.38	<0.01
Preformed ¹⁰	24.4 ^b	25.3 ^b	34.3 ^a	0.92	<0.01
Δ^5 -desaturase indexes					
20:4 n6 / (20:3 n6 + 20:4 n6)	0.84	0.83	0.83	0.01	0.81
20:5 n3 / (20:4 n3 + 20:5 n3)	0.77 ^b	0.78 ^b	0.82 ^a	0.01	<0.01
Δ^6 -desaturase indexes					
18:3 n6 / (18:2 n6 + 18:3 n6)	0.014 ^{ab}	0.017 ^a	0.013 ^b	0.001	0.05
18:4 n3 / (18:3 n3 + 18:4 n3)	0.021	0.021	0.021	0.001	0.98
Elongase indexes					
20:4 n3 / (18:4 n3 + 20:4 n3)	0.49 ^a	0.50 ^a	0.38 ^b	0.02	<0.01
22:5 n3 / (20:5 n3 + 22:5 n3)	0.56 ^a	0.49 ^b	0.51 ^b	0.01	<0.01
Δ^9 -desaturase indexes					
<i>cis</i> -9 14:1 / (14:0 + <i>cis</i> -9 14:1)	0.011	0.013	0.011	0.001	0.19
<i>cis</i> -9 16:1 / (16:0 + <i>cis</i> -9 16:1)	0.019	0.020	0.020	0.000	0.30
<i>cis</i> -9 17:1 / (17:0 + <i>cis</i> -9 17:1)	0.27 ^b	0.31 ^a	0.25 ^b	0.01	<0.01
<i>cis</i> -9 18:1 / (18:0 + <i>cis</i> -9 18:1)	0.71 ^a	0.73 ^a _z	0.67 ^b _x	0.01	<0.01
<i>cis</i> -9, <i>trans</i> -11 18:2 / (<i>cis</i> -9 18:1 + <i>cis</i> -9, <i>trans</i> -11 18:2)	0.31	0.31	0.29	0.02	0.62
<i>cis</i> -9 20:1 / 20:0 + <i>cis</i> -9 20:1	0.065 ^{ab}	0.054 ^b	0.081 ^a	0.010	0.02

¹CONT, Unsupplemented control diet; PALM, Diet supplemented with palmitic acid; FLAX, Diet supplemented with extruded flaxseed.

²Within a row, means without a common superscript letter differ (a,b,c; $P \leq 0.05$) or tend to differ (z,y,x; $0.05 < P \leq 0.10$).

³See Figures 2 and 4, and Supplemental Table S3 for interaction of time by treatment.

⁴Coelution with minor concentration of *trans*-10 16:1.

⁵Coelution with minor concentration of *cis*-10 16:1.

⁶Coelution with minor concentration of *cis*-10 18:1.

⁷Coelution with minor concentration of *trans*-7, *cis*-9 18:2.

⁸Sum of straight even-chain fatty acids from C6 to C14.

⁹16:0 + *cis*-9 16:1.

¹⁰Sum of all fatty acids with a carbon chain length of 18 or more.

Both lipid supplements increased milk fat concentration to a similar extent when compared with CONT, whereas PALM produced a numerical but non-significant increase in milk fat yield. Feeding PALM, therefore, appears to be slightly more efficient than FLAX in promoting milk fat secretion of dairy goats in the current study. However, milk protein concentration was lower with PALM than with FLAX. This difference could be explained by a dilution effect, as milk yield was numerically greater with PALM, and as PALM and FLAX did not differ in protein yield.

Feeding PALM, as a source of 16:0, increased the level of *cis*-9 16:1 in milk fat. This augmentation is the result of an active desaturation process taking place in goat mammary gland (Bickerstaffe and Anison, 1970). The increase in milk fat concentration of 16:0 + *cis*-9 16:1 was mostly at expense of *de novo* synthesised FA, as the proportion of preformed FA, taken up from the bloodstream by mammary gland, was not significantly affected by PALM. Moreover, feeding PALM did not affect the relative proportion of *cis* or *trans* isomers of 18:1 and 18:2, suggesting the dietary 16:0 was inert in the rumen, and did not seem to interfere

with the activity of microorganisms responsible for biohydrogenation processes.

A lower apparent transfer, from diet to milk, of *cis*-9, *cis*-12, *cis*-15 18:3 observed with FLAX, when compared with CONT or PALM, suggests that this variable follow a Michaelis-Menten kinetics, that is to say, as the provision of this essential FA increases, the amount recovered in milk also increases but at progressively lowered efficiency. A similar phenomenon has been observed in dairy cows by Benchaar *et al.* (2012) when feeding increasing levels of flaxseed oil from 0 to 4% of DM, leading to a linear decrease in the apparent recovery of *cis*-9, *cis*-12, *cis*-15 18:3 in milk from 10.1 to 2.4%.

The low overall transfer efficiency of unsaturated FA from diet to milk is largely explained by the biohydrogenation taking place within the rumen. The main pathway in the hydrogenation of *cis*-9, *cis*-12, *cis*-15 18:3 involves an initial isomerisation where the *cis*-12 double bond is converted to a *trans*-11 double bond, producing *cis*-9, *trans*-11, *cis*-15 18:3 (Harfoot, 1981). The second and third steps consist of the hydrogenation of *cis*-9 and *cis*-15

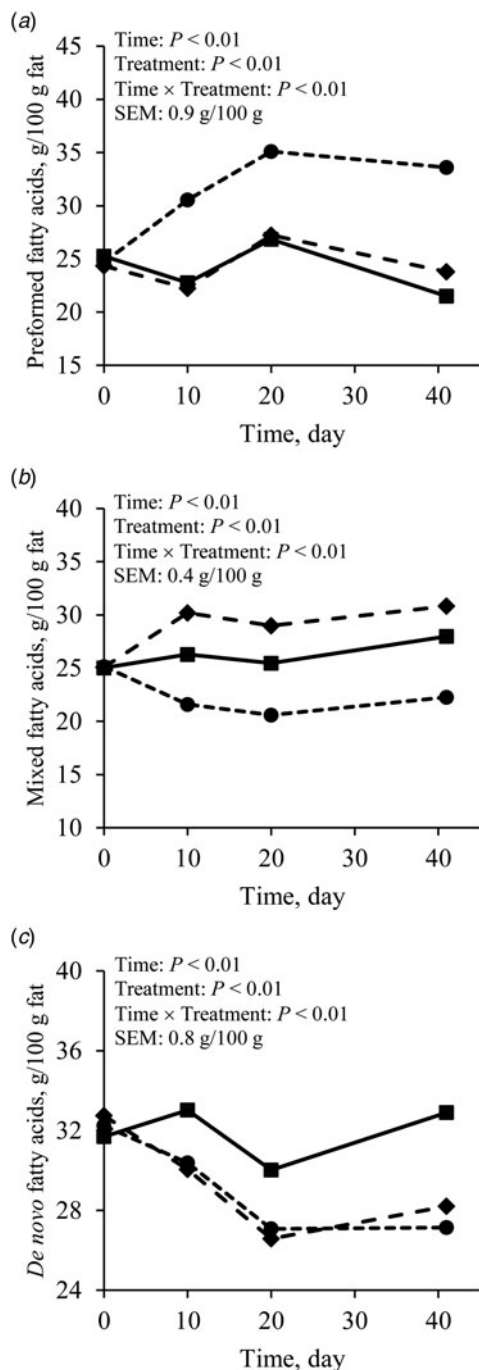


Fig. 2. Milk fat concentrations of (a) preformed fatty acids (sum of all fatty acids with a carbon chain length of 18 or more), (b) fatty acids of mixed origin (16:0 + *cis*-9 16:1), and (c) *de novo* synthesised fatty acids (sum of straight even-chain fatty acids from C6 to C14) in dairy goats fed different lipid supplements over a 41-d experimental period. ■: Unsupplemented control diet, ◆: Diet supplemented with palmitic acid, and ●: Diet supplemented with extruded flaxseed; referred to as CONT, PALM, and FLAX, respectively, in text and tables. Table values and statistical comparisons are presented in the online Supplementary File, Table S3.

double bonds to sequentially produce *trans*-11, *cis*-15 18:2, then *trans*-11 18:1. After its absorption, *trans*-11 18:1 can also be desaturated to *cis*-9, *trans*-11 18:2 by the action of the enzyme Δ^9 -desaturase (Griinari and Bauman, 1999). Concentrations of these FA were increased in milk fat by the dietary supply of FLAX in the current experiment. The production of FA

Table 4. Average intake, milk secretion and apparent transfer efficiency, from diet to milk, of polyunsaturated fatty acids in dairy goats fed different lipid supplements from days 20 and 41 of the experimental period

Item	Treatment ^{1,2}			SEM	<i>P</i> -value ³
	CONT	PALM	FLAX		
Intake, g/d					
<i>cis</i> -9, <i>cis</i> -12 18:2 (<i>n</i> -6)	27.0 ^b	23.7 ^b	34.5 ^a	1.4	<0.01**
<i>cis</i> -9, <i>cis</i> -12, <i>cis</i> -15 18:3 (<i>n</i> -3)	21.1 ^b	19.6 ^b	50.1 ^a	1.2	<0.01**
Secretion in milk, g/d					
<i>cis</i> -9, <i>cis</i> -12 18:2 (<i>n</i> -6)	3.00	3.37	3.47	0.38	0.26
<i>cis</i> -9, <i>cis</i> -12, <i>cis</i> -15 18:3 (<i>n</i> -3)	1.21 ^b	1.23 ^b	2.18 ^a	0.27	<0.01**
Other <i>n</i> -6 fatty acids ⁴	0.34	0.35	0.30	0.03	0.11*
Other <i>n</i> -3 fatty acids ⁵	0.36	0.34	0.43	0.06	0.12
Total <i>n</i> -6 fatty acids	3.35	3.72	3.76	0.41	0.37
Total <i>n</i> -3 fatty acids	1.57 ^b	1.57 ^b	2.61 ^a	0.32	<0.01**
Apparent transfer, g secreted/100 g consumed					
<i>cis</i> -9, <i>cis</i> -12 18:2 (<i>n</i> -6)	11.9 ^{ab}	14.1 ^a	10.1 ^b	1.1	<0.01*
<i>cis</i> -9, <i>cis</i> -12, <i>cis</i> -15 18:3 (<i>n</i> -3)	5.95 ^a	6.26 ^a	4.35 ^b	0.73	<0.01**
Total <i>n</i> -6 fatty acids	13.2 ^{ab}	15.6 ^a	11.0 ^b	1.1	<0.01*
Total <i>n</i> -3 fatty acids	7.69 ^a	7.99 ^a	5.21 ^b	0.82	<0.01**

¹CONT, Unsupplemented control diet; PALM, Diet supplemented with palmitic acid; FLAX, Diet supplemented with extruded flaxseed.

²Within a row, means without a common superscript letter differ ($P \leq 0.05$).

³Interaction of time \times treatment: ** $P \leq 0.01$; * $P \leq 0.05$ (see Fig. 3 and online Supplementary Table S2).

⁴Sum of *cis*-6, *cis*-9, *cis*-12 18:3, *cis*-11, *cis*-14 20:2, *cis*-8, *cis*-11, *cis*-14 20:3, *cis*-5, *cis*-8, *cis*-11, *cis*-14 20:4, *cis*-13, *cis*-16 22:2, and *cis*-7, *cis*-10, *cis*-13, *cis*-16 22:4.

⁵Sum of *cis*-6, *cis*-9, *cis*-12, *cis*-15 18:4, *cis*-11, *cis*-14, *cis*-17 20:3, *cis*-8, *cis*-11, *cis*-14, *cis*-17 20:4, *cis*-5, *cis*-8, *cis*-11, *cis*-14, *cis*-17 20:5, *cis*-13, *cis*-16, *cis*-19 22:3, *cis*-7, *cis*-10, *cis*-13, *cis*-16, *cis*-19 22:5, and *cis*-4, *cis*-7, *cis*-10, *cis*-13, *cis*-16, *cis*-19 22:6.

intermediates of the *trans*-10 pathway has also been reported during the biohydrogenation of *cis*-9, *cis*-12, *cis*-15 18:3 (Lee and Jenkins, 2011). However, no significant amounts of *trans*-10, *cis*-12 18:2 appear to be directly produced during this process, which could explain the lack of difference between treatments on milk fat concentration of this FA in the current experiment.

Despite ruminal biohydrogenation, the concentration of *cis*-9, *cis*-12, *cis*-15 18:3 in milk fat was increased by 67.6% when feeding FLAX as compared with CONT. In this regard, studies have shown positive impacts on blood lipid profile in human subjects consuming food products, including milk, from FLAX-fed animals (Weill et al., 2002; Malpuech-Brugère et al., 2010). Dietary *cis*-9, *cis*-12, *cis*-15 18:3 escaping ruminal biohydrogenation can be elongated and desaturated to produce longer chain highly unsaturated FA of the *n*-3 family, which are eventually incorporated into milk fat (Hagemeister et al., 1991). In the current trial, the greater availability of *cis*-9, *cis*-12, *cis*-15 18:3 with FLAX did not affect the total secretion of other members of the *n*-3 family when compared with CONT. The regulation appears to be at the elongation steps, as most of Δ^5 - and Δ^6 -desaturase indexes were not different between CONT and FLAX, but both elongase indexes were significantly lower with FLAX than with CONT. The increased proportions of preformed FA with FLAX were mainly compensated by lower concentrations of 10:0, 12:0, 14:0, and 16:0 which were respectively decreased by 1.1, 1.2, 1.8

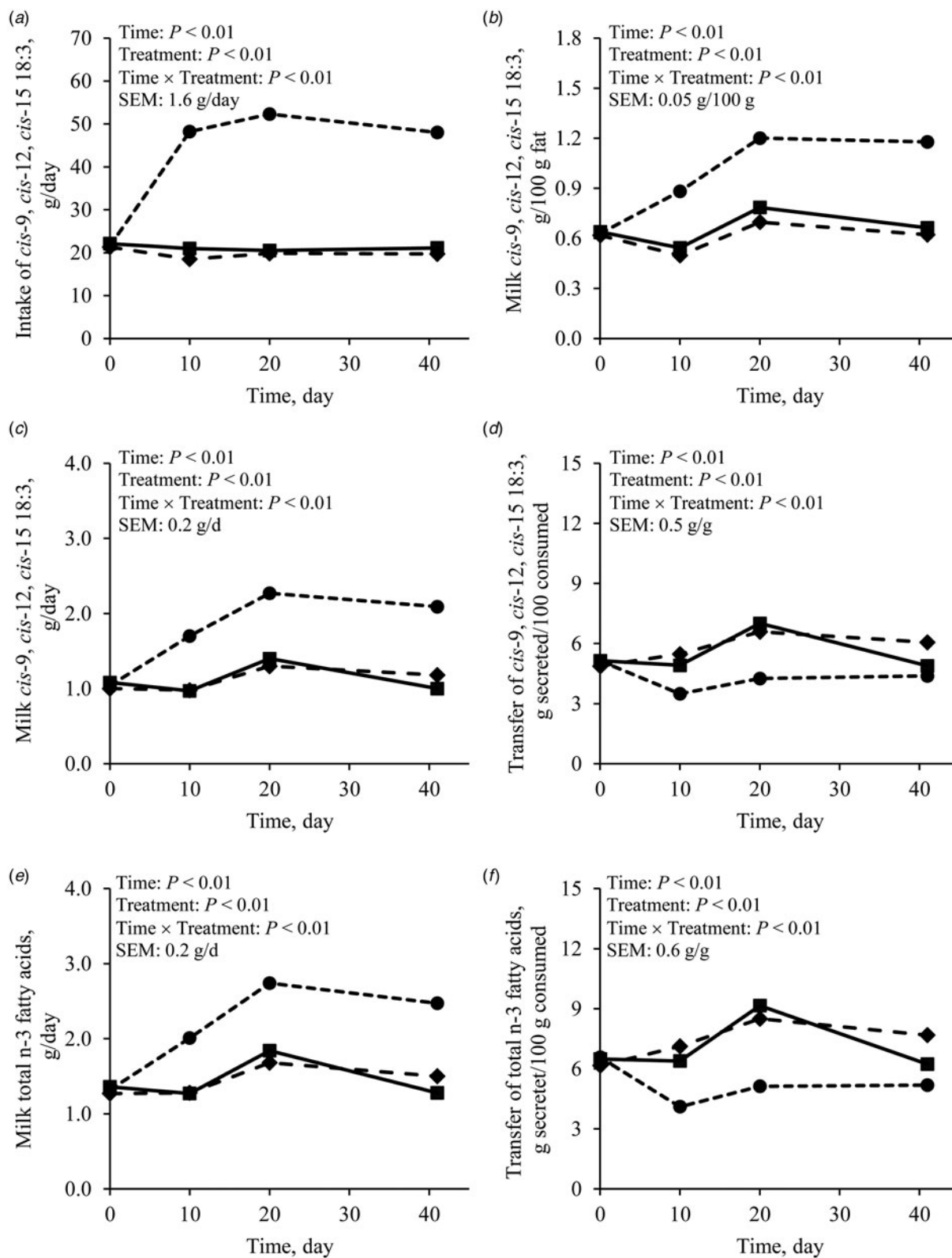


Fig. 3. Effect of different lipid supplements on *cis*-9, *cis*-12, *cis*-15 18:3 intake (a), concentration (b) and secretion (c) in milk fat, and apparent transfer efficiency from diet to milk (d), along with total n-3 fatty acid secretion in milk fat (e), and transfer efficiency from diet to milk (f) in lactating dairy goats over a 41-d experimental period. ■: Unsupplemented control diet, ◆: Diet supplemented with palmitic acid, and ●: Diet supplemented with extruded flaxseed; referred to as CONT, PLAM, and FLAX, respectively, in text and tables. Table values and statistical comparisons are presented in the online Supplementary File, Table S2.

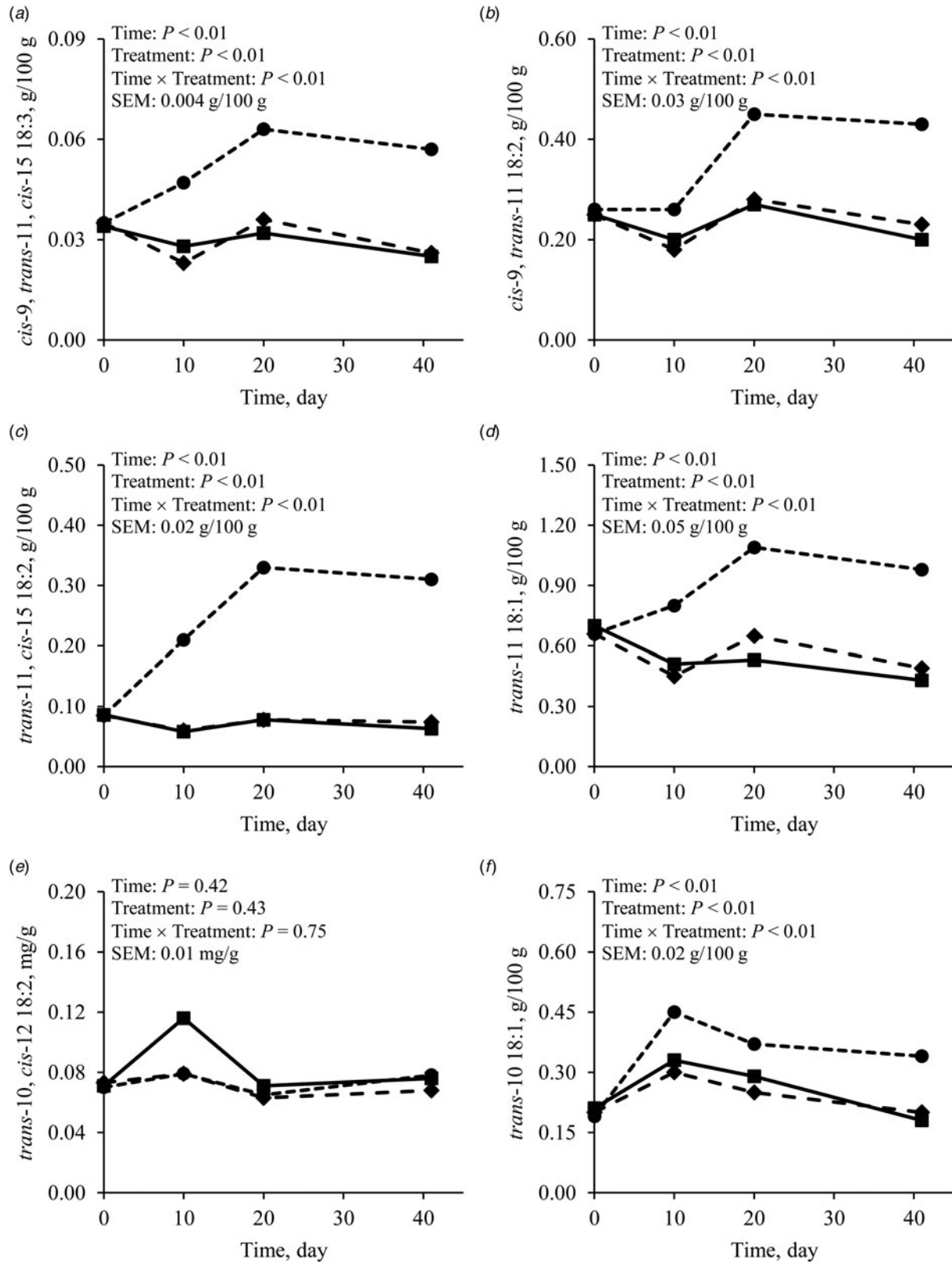


Fig. 4. Milk fat concentrations of (a) *cis-9, trans-11, cis-15 18:3*, (b) *trans-11, cis-15 18:2*, (c) *cis-9, trans-11 18:2*, (d) *trans-11 18:1*, (e) *trans-10, cis-12 18:2*, and (f) *trans-10 18:1* in dairy goats fed different lipid supplements over a 41-d experimental period. ■: Unsupplemented control diet, ◆: Diet supplemented with palmitic acid, and ●: Diet supplemented with extruded flaxseed; referred to as CONT, PLAM, and FLAX, respectively, in text and tables. Table values and statistical comparisons are presented in the online Supplementary File, Table S3.

and 5.2 percentage units as compared with CONT. These results corroborate the observations from a meta-regression carried out by Martínez Marín *et al.* (2015) showing that dietary unsaturated plant lipids have a more pronounced negative effect on medium chain saturated FA contents in milk fat of dairy goats as their chain length increases.

Fat supplementation (PALM and FLAX) reduced milk fat concentration of odd-chain FA, and dietary FLAX decreased few branched-chain FA relative to CONT. Milk odd- and branched-chain FA are mainly derived from bacteria leaving the rumen (Vlaeminck *et al.*, 2006). Variations in their concentrations were, therefore, suggested to reflect rumen function. In the current experiment, fat supplements appear to have had minor impact on microbial activity, as fermentation parameters were not different between treatments. Limited effects on bacterial populations are, therefore, suspected. Lower concentrations of several milk odd- and branched-chain FA following fat supplementation could then be explained by a reduced de novo synthesis of FA by ruminal bacteria, a phenomenon that has been observed previously in dairy cows (Weisbjerg *et al.*, 1992). Alternatively, lower levels of odd-chain FA with both fat supplements could be explained by a dilution effect due to a greater uptake of pre-form FA of dietary origin by mammary gland for incorporation into milk fat.

In conclusion, we have compared the effects of two lipid supplements greatly differing in their FA profile when added to the diet of early lactating dairy goats. Both PALM and FLAX increased milk fat concentration, but only PALM had a minor (non-significant) stimulatory effect on milk fat yield (+22 g/d) as compared with CONT. Actual and fat-corrected milk yields were similar between treatments. It could be hypothesised that the basal control with a forage-to-concentrate ratio of 45:55 offered enough energy to support optimal lactation performances, so that the extra energy provided by lipid supplements could not be used to further improve milk production. Feeding FLAX increased milk fat concentration of *cis*-9, *cis*-12, *cis*-15 18:3 and total *n*-3 FA at the expense of shorter chain saturated FA (e.g. 10:0, 12:0, 14:0, and 16:0). Such changes have been reported to have positive impacts on blood lipid profile in human subjects. On the other hand, dietary PALM increased milk fat concentration of 16:0 also at the expense of shorter chain FA (i.e., 10:0, 12:0, and 14:0). However, the impact of such modifications to the FA profile on the nutritive value of milk remains to be determined.

Supplementary material. The supplementary material for this article can be found at <https://doi.org/10.1017/S0022029922000784>

Acknowledgements. We acknowledge the financial support from the Programme Innov'Action Agroalimentaire from the agreement Cultivons L'Avenir 2 concluded between the Ministère de l'Agriculture, des Pêcheries et de l'Alimentation du Québec and Agriculture and Agri-Food Canada. We also thank the manager and staff of Centre de Recherche en Sciences Animales de Deschambault for their supports.

References

- Alfonso-Avila AR, Charbonneau É, Chouinard PY, Tremblay GF and Gervais R (2017) Potassium carbonate as a cation source for early-lactation dairy cows fed high-concentrate diets. *Journal of Dairy Science* **100**, 1751–1765.
- Astrup HN, Steine TA and Robstad AM (1985) Taste, free fatty acids and fatty acids content in goat milk. *Acta Agriculturae Scandinavica* **35**, 315–320.
- Benchaar C, Romero-Pérez GA, Chouinard PY, Hassanat F, Eugene M, Petit HV and Côrtes C (2012) Supplementation of increasing amounts of linseed oil to dairy cows fed total mixed rations: effects on digestion, ruminal fermentation characteristics, protozoal populations, and milk fatty acid composition. *Journal of Dairy Science* **95**, 4578–4590.
- Bennato F, Ianni A, Innova D, Grotto L, D'Onofrio A and Martino G (2020) Chemical-nutritional characteristics and aromatic profile of milk and related dairy products obtained from goats fed with extruded linseed. *Asian-Australasian Journal of Animal Sciences* **33**, 148–156.
- Bernard L, Toral P, Rouel J and Chilliard Y (2016) Effects of extruded linseed and level and type of starchy concentrate in a diet containing fish oil on dairy goat performance and milk fatty acid composition. *Animal Feed Science and Technology* **222**, 31–42.
- Bickerstaffe R and Anison EF (1970) The desaturase activity of goat and sow mammary tissue. *Comparative Biochemistry and Physiology* **35**, 653–665.
- Boivin M, Gervais R and Chouinard PY (2013) Effect of grain and forage fractions of corn silage on milk production and composition in dairy cows. *Animal: An International Journal of Animal Bioscience* **7**, 245–254.
- Canadian Council on Animal Care (2009) *Guide to the Care and Use of Experimental Animals*, 2nd Edn. Ottawa, Ontario, Canada: Canadian Council on Animal Care.
- Chilliard Y, Ferlay A, Rouel J and Lamberet G (2003) A review of nutritional and physiological factors affecting goat milk lipid synthesis and lipolysis. *Journal of Dairy Science* **86**, 1751–1770.
- Chilliard Y, Rouel J and Guillouet P (2013) Goat alpha-s1 casein genotype interacts with the effect of extruded linseed feeding on milk fat yield, fatty acid composition and post-milking lipolysis. *Animal Feed Science and Technology* **185**, 140–149.
- Chilliard Y, Toral PG, Shingfield KJ, Rouel J, Leroux C and Bernard L (2014) Effects of diet and physiological factors on milk fat synthesis, milk fat composition and lipolysis in the goat: a short review. *Small Ruminant Research* **122**, 31–37.
- Griinari JM and Bauman DE (1999) Biosynthesis of conjugated linoleic acid and its incorporation into meat and milk in ruminants. In Yurawecz MP, Mossoba MM, Kramer JKG, Pariza MW and Nelson GJ (eds), *Advances in Conjugated Linoleic Acid Research*, vol. 1. Champaign, IL, USA: AOCS Press, pp. 180–200.
- Hagemeister H, Franzen M, Barth CA and Precht D (1991) α -linolenic acid transfer into milk fat and its elongation by cows. *Fat Science Technology* **93**, 387–391.
- Harfoot CG (1981) Lipid metabolism in the rumen. In Christie WW (ed.), *Lipid Metabolism in Ruminant Animals*. New York, NY, USA: Pergamon Press, pp. 21–55.
- Kholif AE, Morsy TA, Abd El Tawab AM, Anele UY and Galyean ML (2016). Effect of supplementing diets of Anglo-Nubian goats with soybean and flaxseed oils on lactational performance. *Journal of Agricultural and Food Chemistry* **64**, 6163–6170.
- Klir Z, Castro-Montoya JM, Novoselec J, Molkentin J, Domacinovic M, Mioc B, Dickhoefer U and Antunovic Z (2017) Influence of pumpkin seed cake and extruded linseed on milk production and milk fatty acid profile in Alpine goats. *Animal: An International Journal of Animal Bioscience* **11**, 1772–1778.
- Lee YJ and Jenkins TC (2011) Biohydrogenation of linolenic acid to stearic acid by the rumen microbial population yields multiple intermediate conjugated diene isomers. *The Journal of Nutrition* **141**, 1445–1450.
- Lock AL, Rovai M, Gipson TA, De Veth MJ and Bauman DE (2008) A conjugated linoleic acid supplement containing *trans*-10, *cis*-12 conjugated linoleic acid reduces milk fat synthesis in lactating goats. *Journal of Dairy Science* **91**, 3291–3299.
- Malpuech-Brugère C, Mouriot J, Boue-Vaysse C, Combe N, Peyraud JL, LeRuyet P, Chesneau G, Morio B and Chardigny JM (2010) Differential impact of milk fatty acid profiles on cardiovascular risk biomarkers in healthy men and women. *European Journal of Clinical Nutrition* **64**, 752–759.
- Martínez Marín AL, Núñez Sánchez N, Garzón Sigler AI, Peña Blanco F and de la Fuente MA (2015) Relationships between the daily intake of unsaturated plant lipids and the contents of major milk fatty acids in dairy goats. *Spanish Journal of Agricultural Research* **13**, e06SC03.

- Mavrogenis AP and Papachristoforou C** (1988) Estimation of the energy value of milk and prediction of fat-corrected milk yield in sheep and goats. *Small Ruminant Research* **1**, 229–236.
- Mosley SA, Mosley EE, Hatch B, Szasz JJ, Corato A, Zacharias N, Howes D and McGuire MA** (2007) Effect of varying levels of fatty acids from palm oil on feed intake and milk production in Holstein cows. *Journal of Dairy Science* **90**, 987–993.
- National Research Council** (2007) *Nutrient Requirements of Small Ruminants: Sheep, Goats, Cervids, and New World Camelids*. Washington, DC: The National Academies Press.
- Piantoni P, Lock AL and Allen MS** (2013) Palmitic acid increased yields of milk and milk fat and nutrient digestibility across production level of lactating cows. *Journal of Dairy Science* **96**, 7143–7154.
- Renna M, Lussiana C, D'Agostino M, Mimosi A and Fortina R** (2013) Extruded linseed supplementation in dairy goat diet: effects on productive performance and fatty acid profile of bulk milk, fresh and ripened cheese. *Journal of Animal and Veterinary Advances* **12**, 1550–1564.
- Rico JE, De Souza J, Allen MS and Lock AL** (2017) Nutrient digestibility and milk production responses to increasing levels of palmitic acid supplementation vary in cows receiving diets with or without whole cottonseed. *Journal of Animal Science* **95**, 436–446.
- Shook GE** (1982) Approaches to summarizing somatic cell count which improve interpretability. In: *Proceedings 21st Annual Meeting of the National Mastitis Council*, Arlington, VA. National Mastitis Council, Verona, WI, USA, pp. 150–166.
- Tedeschi LO, Cannas A and Fox DG** (2010) A nutrition mathematical model to account for dietary supply and requirements of energy and other nutrients for domesticated small ruminants: the development and evaluation of the Small Ruminant Nutrition System. *Small Ruminant Research* **89**, 174–184.
- Villeneuve MP, Lebeuf Y, Gervais R, Tremblay GF, Vuilleumard JC, Fortin J and Chouinard PY** (2013) Milk volatile organic compounds and fatty acid profile in cows fed timothy as hay, pasture, or silage. *Journal of Dairy Science* **96**, 7181–7194.
- Vlaeminck B, Fievez V, Cabrita ARJ, Fonseca AJM and Dewhurst RJ** (2006) Factors affecting odd- and branched-chain fatty acids in milk: a review. *Animal Feed Science and Technology* **131**, 389–417.
- Weill P, Schmitt B, Chesneau G, Daniel N, Safradou F and Legrand P** (2002) Effects of introducing linseed in livestock diet on blood fatty acid composition of consumers of animal products. *Annals of Nutrition and Metabolism* **46**, 182–191.
- Weisbjerg MR, Borsting CF and Hvelplund T** (1992) The influence of tallow on rumen metabolism, microbial biomass synthesis and fatty acid composition of bacteria and protozoa. *Acta Agriculturae Scandinavica, Section A – Animal Science* **42**, 138–147.
- Zheng L, Wu S, Shen J, Han X, Jin C, Chen X, Zhao S, Cao Y and Yao J** (2020) High rumen degradable starch decreased goat milk fat *via trans-10, cis-12* conjugated linoleic acid-mediated downregulation of lipogenesis genes, particularly, *INSIG1*. *Journal of Animal Science and Biotechnology* **11**, 1–14.